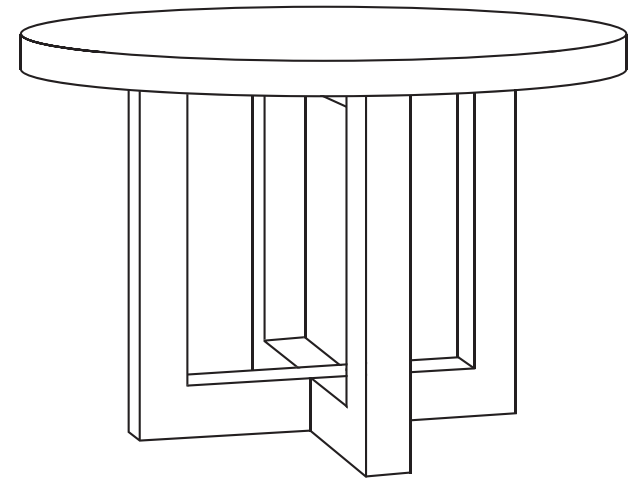





**EM Wabisabi Round
Light Natural Reclaimed Wood
Dining Table with Cross Base
Assembly Instruction**



ETERNITY MODERN

TOOLS AND PARTS

Parts	Description	QTY
	Bolt M10x50MM	4
	Ring Washer ø25x1.5MM	4
	Allen Key M8	1

CARE INSTRUCTIONS

1. For cleaning, kindly utilize a soft cloth, which may be either dry or slightly damp.
2. Please refrain from employing abrasive cleaning agents.

ASSEMBLY INSTRUCTIONS

STEP 1

Place the tabletop face down on a soft, protective surface.

STEP 2

Unpack all parts. Using the diagram below for reference, attach the legs to the underside of the tabletop.

Notes:

- Confirm you have all pieces before starting.
- Tighten securely, avoiding over-tightening to prevent damage.

