




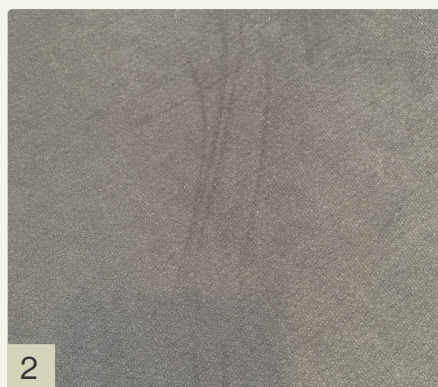
Eternity Modern offers four types of velvet, including regular velvet, cotton velvet, lustrous velvet and strie velvet. Our regular velvet is available in a multitude of color options, while cotton velvet and lustrous velvet are more durable options with a higher pile. Strie velvet has a striated surface with depth and texture.



COMPRESSION OF VELVET PILE

When velvet is flattened or put under pressure, the fabric pile (which are yarns that sit upright on the surface of the fabric) have a tendency to compress in the form of a crease. These creases may also appear as white stains.


This pile compression can be easily corrected by steaming the creases out and gently brushing the area with a velvet brush. Set your steamer on the lowest setting to avoid damaging the fabric. To release the crease or wrinkle, brush gently in the opposite direction of the pile.



MARKS & SCRATCHES

One of velvet's natural characteristics is its higher pile. This causes velvet fabric to be easily marked or scratched if the pile is pushed into different directions. These marks can be removed by applying steam on a low setting, or just a light spritz of water.

Using a velvet brush, gently brush the pile in its natural direction after the water or steam has been applied. With these two methods, your velvet fabric will be quickly restored to its original condition without any marks or scratches.



COLOR VARIATION

Velvet fabrics may appear to be different colors when viewing from different directions. This is a natural characteristic of velvet caused by its higher pile. One direction of the pile may appear lighter, brighter and more lustrous. The other side may appear darker and more matte.

When velvet has been compressed or flattened in different areas, the fabric may appear to have lighter spots or darker spots. This can be easily remedied by gently brushing out your velvet upholstery regularly with a velvet brush.