

**BELGIAN WEAVE** *100% Polyester***Care & Cleaning:**

- Use a water-based cleaner (such as Folex Instant Carpet Spot Remover) or a mixture of warm water and dish soap to clean any light stains. Gently spot clean in a circular motion with a soft, microfiber cloth. Rinse thoroughly by dabbing stain with clean water. Repeat as many times as needed.
- For tougher stains, take action as soon as possible. Follow the steps above and try using a dry cleaning solvent if a water-based cleaner is not strong enough.

Maintenance:

- Vacuum all over every two weeks using a small upholstery attachment to prevent buildup of dust, dirt, lint, hair and crumbs.

**BOUCLE WOOL** *89.1% Wool, 10.9% Polyester***Care & Cleaning:**

- Quickly soak up all spills or stains with an absorbent cloth. Apply a bit of dry cleaning solvent (or Woolite) to soiled area with a dabbing motion using a clean, damp cloth.
- Spot clean starting from the outside edge of the stain and work inwards. Gently rinse with a separate, clean, damp cloth and repeat as many times as needed.

Maintenance:


- Wool fabrics consist of excess fibers that will work its way up to the surface of the fabric when it is new. Over time, this will diminish and does not reflect fabric quality.
- Vacuum all over once a week using a small upholstery attachment to prevent buildup of dust, dirt, lint, hair, crumbs and excess fibers.

**CASHMERE** *80% Wool, 20% Nylon***Care & Cleaning:**

- Quickly soak up all spills or stains with an absorbent cloth. Apply a small amount of dry cleaning solvent (or Woolite) to soiled area with light strokes using a clean, damp cloth.
- Clean starting from the outside edge of the stain and work inwards. Gently rinse with a separate, clean, damp cloth and repeat as many times as needed.

Maintenance:

- Wool fabrics consist of excess fibers that will work its way up to the surface of the fabric when it is new. Over time, this will diminish and does not reflect fabric quality.
- Using a fine-bristled cashmere or wool brush, gently brush off excess fibers in one direction with short strokes.
- Vacuum with upholstery attachment to remove dust, dirt, lint, hair, crumbs and fibers.

**CHENILLE HELIOS** *100% Polyester***Care & Cleaning:**

- Use a water-based cleaner (such as Folex Instant Carpet Spot Remover) or a mixture of warm water and dish soap to clean any light stains. Gently spot clean in a circular motion with a soft, microfiber cloth. Rinse thoroughly by dabbing stain with clean water. Repeat as many times as needed.
- For tougher stains, take action as soon as possible. Follow the steps above and try using a dry cleaning solvent if a water-based cleaner is not strong enough.

Maintenance:

- Vacuum all over every two weeks using a small upholstery attachment to prevent buildup of dust, dirt, lint, hair and crumbs.

**CLASSIC BOUCLE** *95% Polyester, 5% Viscose***Care & Cleaning:**

- Quickly soak up all spills or stains with an absorbent cloth. Use a water-based cleaner (such as Folex Instant Carpet Spot Remover) or a mixture of warm water and dish soap to clean any light stains. Clean with short, repetitive strokes using a soft, microfiber cloth. Rinse thoroughly by dabbing stain with clean water. Repeat as many times as needed.
- For tougher stains, take action as soon as possible. Follow the steps above and try using a dry cleaning solvent if a water-based cleaner is not strong enough.

Maintenance:

- Vacuuming is important in maintaining bouclé due to its intricate loops. Vacuum all over once a week using a small upholstery attachment to prevent buildup of dust, dirt, lint, hair and crumbs.

**CLASSIC SUEDE** *80% Polyester Fiber, 20% Polyurethane***Care & Cleaning:**

- Use a water-based cleaner (such as Folex Instant Carpet Spot Remover) or a mixture of warm water and dish soap to clean any light stains. Gently spot clean in a circular motion with a soft, microfiber cloth. Rinse thoroughly by dabbing stain with clean water. Repeat as many times as needed.
- For tougher stains, take action as soon as possible. Follow the steps above and try using a dry cleaning solvent if a water-based cleaner is not strong enough.

Maintenance:

- Vacuum all over every two weeks using a small upholstery attachment to prevent buildup of dust, dirt, lint, hair and crumbs.

**COTTON VELVET** *89.1% Cotton, 10.9% Polyester***Care & Cleaning:**

- Dab any spills or stains as quickly as possible with a clean, dry cloth. Gently spot clean with a fine fabric solvent cleaner. Blot thoroughly with a soft, microfiber cloth to remove any remaining residue. Repeat as many times as needed.
- While the fabric is still slightly damp, use a velvet boiffin brush with soft bristles and carefully brush fabric in the direction of the velvet pile.
- For tougher stains, professional cleaning services are recommended.

Maintenance:

- Vacuum regularly on a low setting using a small upholstery attachment to prevent buildup of dust, dirt, lint, hair and crumbs. After vacuuming use a velvet boiffin brush with soft bristles and gently brush in the direction of the velvet pile.

**LUSTROUS VELVET** *100% Polyester***Care & Cleaning:**

- Use a water-based cleaner (such as Folex Instant Carpet Spot Remover) or a mixture of warm water and dish soap to clean any light stains. Gently spot clean in a circular motion with a soft, microfiber cloth. Rinse thoroughly by dabbing stain with clean water. Repeat as many times as needed.
- For tougher stains, take action as soon as possible. Follow the steps above and try using a dry cleaning solvent if a water-based cleaner is not strong enough.

Maintenance:

- Vacuum regularly on a low setting using a small upholstery attachment to prevent buildup of dust, dirt, lint, hair and crumbs. After vacuuming use a velvet boiffin brush with soft bristles and gently brush in the direction of the velvet pile.

**PEBBLE WEAVE** *82% Polyester, 16% Acrylic, 2% Wool***Care & Cleaning:**

- Use a water-based cleaner (such as Folex Instant Carpet Spot Remover) or a mixture of warm water and dish soap to clean any light stains. Gently spot clean in a circular motion with a soft, microfiber cloth. Rinse thoroughly by dabbing stain with clean water. Repeat as many times as needed.
- For tougher stains, take action as soon as possible. Follow the steps above and try using a dry cleaning solvent if a water-based cleaner is not strong enough.

Maintenance:

- Vacuum all over every two weeks using a small upholstery attachment to prevent buildup of dust, dirt, lint, hair and crumbs.

**PERFORMANCE FELT** *100% Polyester***Care & Cleaning:**

- Gently blot (do not rub) all spills and stains with an absorbent cloth. If stain persists, remove any excess soil or debris from the surface and flush area with warm water. Blot with an absorbent cloth and repeat process until stain is removed. Be careful not to rub the stain in order to prevent spreading it.
- For tougher stains, take action as soon as possible. Mix 2-3 drops of dish soap with a cup of water and apply to the stained area. Gently work solution into the area, wait a minute and blot the stain with an absorbent cloth. Repeat as many times as necessary and rinse thoroughly with warm water at the end to remove soap residue.

Maintenance:

- Vacuum all over every two weeks using a small upholstery attachment to prevent buildup of dust, dirt, lint, hair and crumbs.

**SHEEPSKIN** *100% Polyester***Care & Cleaning:**

- Quickly soak up all spills or stains with an absorbent cloth. Use a water-based cleaner (such as Folex Instant Carpet Spot Remover) or a mixture of warm water and dish soap to clean any light stains. Gently spot clean in a circular motion with a soft, microfiber cloth. Rinse thoroughly by dabbing stain with clean water. Repeat as many times as needed.
- For tougher stains, take action as soon as possible. Follow the steps above and try using a dry cleaning solvent if a water-based cleaner is not strong enough.

Maintenance:

- Vacuum all over weekly using a small upholstery attachment to prevent buildup of dust, dirt, lint, hair and crumbs.
- Using a wired, upholstery brush, gently comb fabric all over to remove trapped particles, untangle matted fibers, and to restore and fluff up its natural pile.

**STRIE VELVET** *100% Polyester***Care & Cleaning:**

- Use a water-based cleaner (such as Folex Instant Carpet Spot Remover) or a mixture of warm water and dish soap to clean any light stains. Gently spot clean in a circular motion with a soft, microfiber cloth. Rinse thoroughly by dabbing stain with clean water. Repeat as many times as needed.
- For tougher stains, take action as soon as possible. Follow the steps above and try using a dry cleaning solvent if a water-based cleaner is not strong enough.

Maintenance:


- Vacuum regularly on a low setting using a small upholstery attachment to prevent buildup of dust, dirt, lint, hair and crumbs. After vacuuming use a velvet boffin brush with soft bristles and gently brush in the direction of the velvet pile.

**TEXTURED LINEN WEAVE** 39% Linen, 32% Polyester, 19% Acrylic, 10% Cotton**Care & Cleaning:**

- Use a water-based cleaner (such as Folex Instant Carpet Spot Remover) or a mixture of warm water and dish soap to clean any light stains. Gently spot clean in a circular motion with a soft, microfiber cloth. Rinse thoroughly by dabbing stain with clean water. Repeat as many times as needed.
- For tougher stains, take action as soon as possible. Follow the steps above and try using a dry cleaning solvent if a water-based cleaner is not strong enough.

Maintenance:


- Vacuum all over every two weeks using a small upholstery attachment to prevent buildup of dust, dirt, lint, hair and crumbs.

**VELVET** 100% Polyester**Care & Cleaning:**

- Use a water-based cleaner (such as Folex Instant Carpet Spot Remover) or a mixture of warm water and dish soap to clean any light stains. Gently spot clean in a circular motion with a soft, microfiber cloth. Rinse thoroughly by dabbing stain with clean water. Repeat as many times as needed.
- For tougher stains, take action as soon as possible. Follow the steps above and try using a dry cleaning solvent if a water-based cleaner is not strong enough.

Maintenance:

- Vacuum regularly on a low setting using a small upholstery attachment to prevent buildup of dust, dirt, lint, hair and crumbs. After vacuuming use a velvet boiffin brush with soft bristles and gently brush in the direction of the velvet pile.

**WOVEN MERIT** 100% Polyester**Care & Cleaning:**

- Use a water-based cleaner (such as Folex Instant Carpet Spot Remover) or a mixture of warm water and dish soap to clean any light stains. Gently spot clean in a circular motion with a soft, microfiber cloth. Rinse thoroughly by dabbing stain with clean water. Repeat as many times as needed.
- For tougher stains, take action as soon as possible. Follow the steps above and try using a dry cleaning solvent if a water-based cleaner is not strong enough.

Maintenance:

- Vacuum all over every two weeks using a small upholstery attachment to prevent buildup of dust, dirt, lint, hair and crumbs.

**WOVEN PALO** *100% Polyester***Care & Cleaning:**

- Use a water-based cleaner (such as Folex Instant Carpet Spot Remover) or a mixture of warm water and dish soap to clean any light stains. Gently spot clean in a circular motion with a soft, microfiber cloth. Rinse thoroughly by dabbing stain with clean water. Repeat as many times as needed.
- For tougher stains, take action as soon as possible. Follow the steps above and try using a dry cleaning solvent if a water-based cleaner is not strong enough.

Maintenance:


- Vacuum all over every two weeks using a small upholstery attachment to prevent buildup of dust, dirt, lint, hair and crumbs.

**ANILINE LEATHER** *100% European Cowhide***Care & Cleaning:**

- Use mild dish soap with a soft, damp cloth and rub gently in small circles to remove stains. Remove excess water with a clean towel and let air dry.
- Use a water-based leather conditioner to moisturize and maintain the leather's natural oils. Apply conditioner evenly to a clean, soft cloth and rub gently in small circles to condition leather to provide protection against fading, cracking and scratches. Wipe dry with a clean cloth and let air dry. Never apply any harsh chemicals to leather furniture.

Maintenance:

- Vacuum all over every two weeks using a small upholstery attachment to prevent buildup of dust, dirt, hair and crumbs.
- Keep leather furniture indoors and avoid exposure to the sun whenever possible.

**TOP GRAIN LEATHER** *100% European Cowhide***Care & Cleaning:**

- Use mild dish soap with a soft, damp cloth and rub gently in small circles to remove stains. Remove excess water with a clean towel and let air dry.
- Use a water-based leather conditioner to moisturize and maintain the leather's natural oils. Apply conditioner evenly to a clean, soft cloth and rub gently in small circles to condition leather to provide protection against fading, cracking and scratches. Wipe dry with a clean cloth and let air dry. Never apply any harsh chemicals to leather furniture.

Maintenance:


- Vacuum all over every two weeks using a small upholstery attachment to prevent buildup of dust, dirt, hair and crumbs.
- Keep leather furniture indoors and avoid exposure to the sun whenever possible.

**VEGAN LEATHER** *70% Polyvinyl, 30% Polyurethane***Care & Cleaning:**

- Use a water-based cleaner or a mixture of warm water and dish soap to clean any light stains. Gently spot clean in a circular motion with a soft, clean cloth. Rinse thoroughly by dabbing stain with clean water. Repeat as many times as needed and let air dry.
- For tougher stains, take action as soon as possible. Follow the steps above and try using a dry cleaning solvent if a water-based cleaner is not strong enough.

Maintenance:

- Vacuum all over every two weeks using a small upholstery attachment to prevent buildup of dust, dirt, hair and crumbs.

**VINTAGE LEATHER** *100% European Cowhide***Care & Cleaning:**

- Use mild dish soap with a soft, damp cloth and rub gently in small circles to remove stains. Remove excess water with a clean towel and let air dry.
- Use a water-based leather conditioner to moisturize and maintain the leather's natural oils. Apply conditioner evenly to a clean, soft cloth and rub gently in small circles to condition leather to provide protection against fading, cracking and scratches. Wipe dry with a clean cloth and let air dry. Never apply any harsh chemicals to leather furniture.

Maintenance:

- Vacuum all over every two weeks using a small upholstery attachment to prevent buildup of dust, dirt, hair and crumbs.
- Keep leather furniture indoors and avoid exposure to the sun whenever possible.

DYE TRANSFER DISCLAIMER

Dye transfer occurs when colored dyes come into contact with white or lighter materials, leaving unwanted stains or discoloration. This happens often with strong or permanent dyes used in garments and accessories that are transferred onto lighter upholstery materials. This occurrence can also be more likely in the presence of elevated humidity and temperature.

Please keep in mind that not all dye transfer stains can be completely removed, but the sooner it is addressed, the better chance you have of removing the dye. Preventing dye transfer is the best approach. Please note Eternity Modern will not assume responsibility for dye transfer resulting from external factors.

FABRIC PILLING DISCLAIMER

Pilling occurs when excess fibers work its way up to the surface of the fabric and collect in the form of small fuzzy balls or lint, and is usually caused by friction and daily wear and tear. Please note that pilling is a natural occurrence in all fabrics and is not an indicator of fabric quality. Pilling does not affect the durability or functionality of a fabric, and it is not considered a defect.